



TO OUR CLASS 8!



1. candy

2. knives

3. drugs

4. beads

5. an electrical  
socket

6. matches

7. soft drinks

8. fire

9. scissors

10. chemicals

# *Which things can be dangerous to children in the house?*



chemicals



matches



knives



soft  
drinks



an electrical  
socket



fire



beads



scissors



drugs



candy



Is it dangerous when children play in the kitchen like this?



What should we do to keep safe in the home?

ENGLISH 8

# UNIT 3: PERIOD 14

## LESSON 3: READ





## Unit 3:

# AT HOME

### READ


Lan's mother, Mrs Quyen is at her local community center. She is reading one of the posters on the wall. It talks about "Safety Precautions in the Home".





**H<sub>2</sub>SO<sub>4</sub>**

**NaCl**



- a precaution

sự đề phòng

- a socket

ổ (cắm điện)

- a match

que diêm

- chemical (n)

hóa chất

- safety (n)

sự an toàn

- (to) destroy

tiêu hủy, tàn phá

- (to) injure

gây thương tích





## Unit 3:

# AT HOME

True or false? Check (R) the boxes. Correct the false sentences.

Sentence	True	False
a) It is safe to leave medicine around the house. It's safe to keep medicine in locked cupboards.		R
b) Drugs can look like candy.	R	
c) A kitchen is a suitable place to play. The kitchen is a dangerous place to play.		R
d) Playing with one match cannot start a fire. Playing with one match can cause start a fire.		R
e) Putting a nife into an electrical socket is dangerous.	R	
f) Yong children do not understand that many household objects are dangerous.	R	

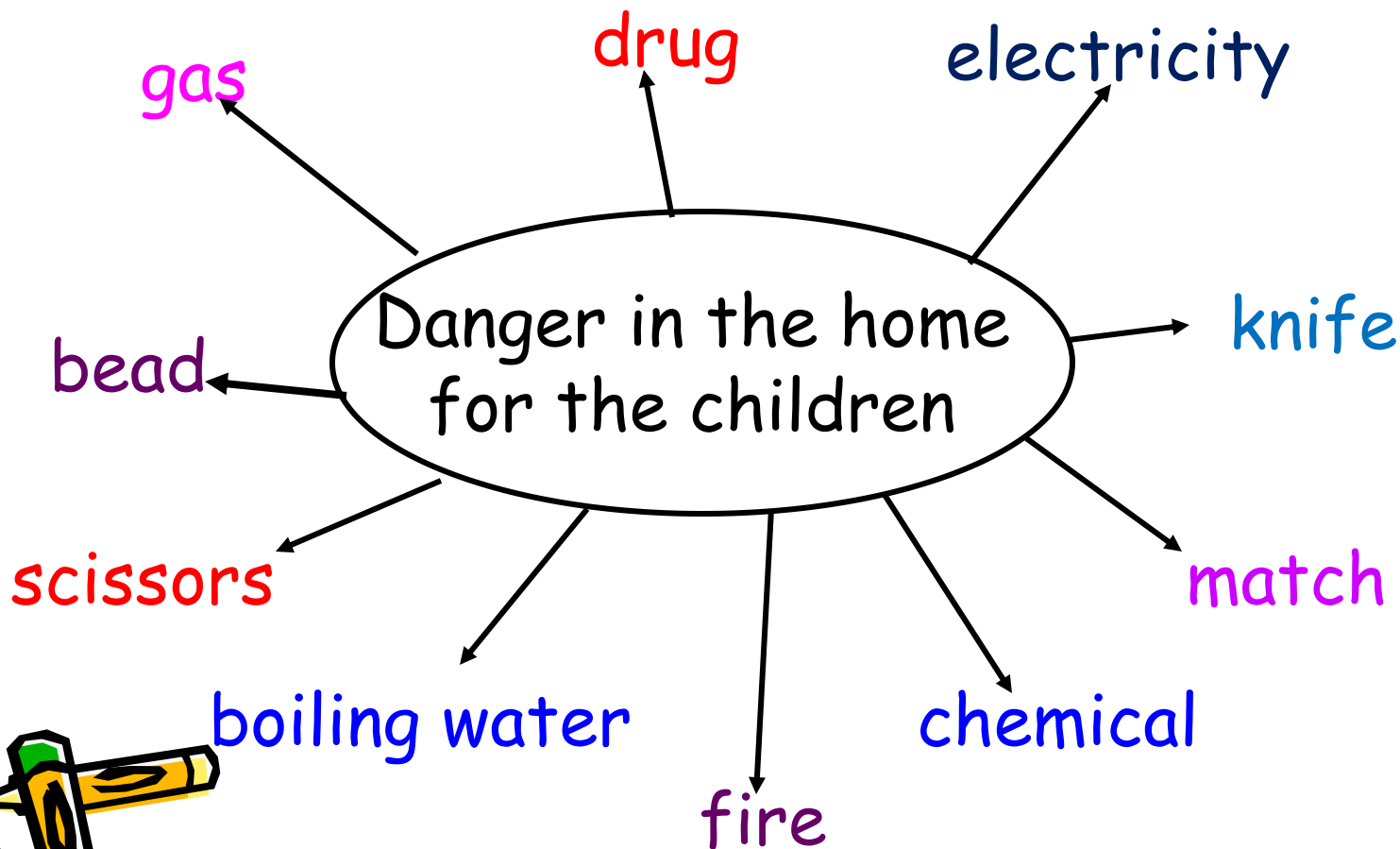
## Exercise 2: Work in groups.

What must we do and mustn't do to protect our children from the danger?


- 1) We (~~must~~ mustn't) put all chemicals and drugs in locked cupboards.
- 2) We (~~must~~ mustn't) let children play in the kitchen.
- 3) We (~~must~~ mustn't) let children play with matches.
- 4) We (~~must~~ mustn't) cover electrical sockets.
- 5) We (~~have to~~ have to) have put all dangerous objects out of children's reach.



## *Unit 3 : Lesson 3 - Read*







# Homework

- ✚ Learn vocabulary
- ✚ Write the answers.
- ✚ Prepare: WRITE